

NORTHERN CALIFORNIA SPECIAL DISTRICTS INSURANCE AUTHORITY

M E M O R A N D U M

DATE: January 17, 2020
TO: Northern California Special Districts Insurance Authority Member Agencies
FROM: Scott Schimke, ARM
RE: Quarterly Pooled Investment Fund Report as prescribed by California Government Code Section 53646 for the Quarter ending December 31, 2019
COPY: Northern California Special Districts Insurance Authority Board of Directors

Included in this report are the Portfolio Summary and the Holdings Report prepared by our investment advisor at Chandler Asset Management as well as Portfolio Cash statements.

The report titled "Holdings Report" show the issuer, date of maturity, par value, cost or dollar amount invested, market value and yields for each security. The market values were obtained from the IDC's pricing system. We believe that market values have been obtained from reliable sources, but we cannot guarantee these values.

A comprehensive Investment report is presented at each meeting of the Board of Directors. The Board reports include an evaluation of the portfolio's performance, a comparison of the performance compared to selected benchmarks, an update of current market changes and trends, and the current investment strategy.

Based on the Portfolio Summary Report, there were no items out of compliance with the NCSDIA Investment Policy. During the past quarter we continued to provide adequate liquidity to meet the cash flow needs of the Pool. We believe that the balances in our LAIF and insured liquid investment accounts together with cash flows generated from the other reported investments are sufficient to meet the Authority's expense requirements for the next six months.

NORTHERN CALIFORNIA SPECIAL DISTRICTS INSURANCE AUTHORITY

NORTHERN CALIFORNIA SPECIAL DISTRICTS INSURANCE AUTHORITY

NORTHERN CALIFORNIA SPECIAL DISTRICTS INSURANCE AUTHORITY

Treasury Report December 31, 2019

Table of Contents

I. Portfolio Summary

The portfolio summary provides summary totals by class of investment. The Par Value equals the amount paid for each investment. The market values were obtained from the IDC's pricing system, a widely accepted pricing service. The Fiscal Year To Date – Current Year equals the fiscal year to date income for the portfolio.

II. Portfolio Details

The Holdings Report shows the current securities in the portfolio. The Par Value is the value at maturity. The Market Value is the estimated value of the securities if they were to be liquidated as of the date of the report. The market value for each class of investment includes accrued interest or the income earned for each security since the last coupon date. Within the description column for each security is the stated yield rate, yield to maturity and the maturity date.

III. Portfolio Cash

These include summary reports from the State Treasurer, Local Agency Investment Fund (LAIF) and any financial institutions holding FDIC insured funds.



PORTFOLIO CHARACTERISTICS

Average Modified Duration	2.55
Average Coupon	2.22%
Average Purchase YTM	2.27%
Average Market YTM	1.71%
Average S&P/Moody Rating	AA/Aa1
Average Final Maturity	2.77 yrs
Average Life	2.68 yrs

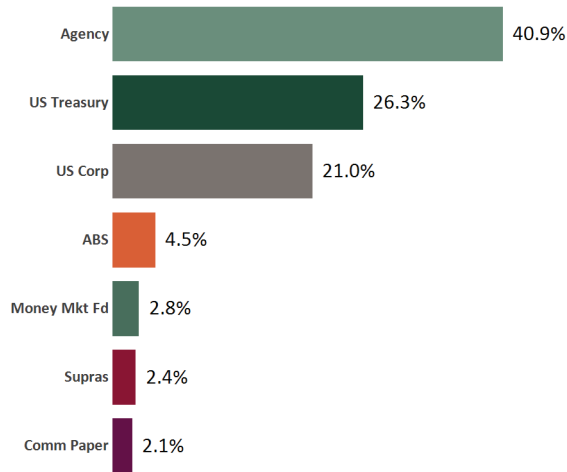
ACCOUNT SUMMARY

	Beg. Values as of 11/30/19	End Values as of 12/31/19
Market Value	4,727,740	4,739,307
Accrued Interest	26,954	21,847
Total Market Value	4,754,694	4,761,154
Income Earned	8,817	8,800
Cont/WD		-42
Par	4,653,969	4,665,365
Book Value	4,646,820	4,660,685
Cost Value	4,645,976	4,653,720

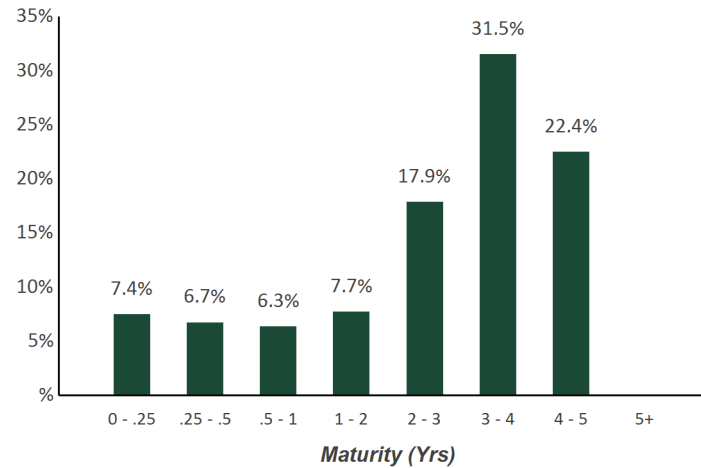
TOP ISSUERS

Government of United States	26.3%
Federal Home Loan Bank	19.6%
Federal National Mortgage Assoc	11.2%
Federal Farm Credit Bank	8.5%
First American Treasury MMF Cla	2.8%
Honda ABS	2.6%
MUFG Bank Ltd/NY	2.1%
Federal Home Loan Mortgage Corp	1.6%
Total	74.7%

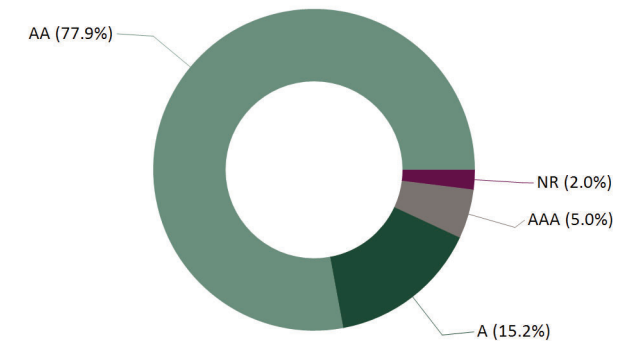
SECTOR ALLOCATION



MATURITY DISTRIBUTION



CREDIT QUALITY (S&P)



PERFORMANCE REVIEW

TOTAL RATE OF RETURN	Annualized								
	1M	3M	YTD	1YR	2YRS	3YRS	5YRS	10YRS	1/31/2015
Northern CA Special Dist. Ins. Authority	0.14%	0.41%	4.55%	4.55%	3.16%	2.39%	N/A	N/A	1.74%
ICE BAML 1-5 Yr US Treasury/Agency Index*	0.14%	0.35%	4.18%	4.18%	3.01%	2.15%	N/A	N/A	1.50%
ICE BAML 1-3 Yr US Treasury/Agency Index	0.21%	0.51%	3.55%	3.55%	2.57%	1.85%	N/A	N/A	1.32%

*ICE BAML 1-3 Yr US Treasury/Agency Index to 8/31/18



CUSIP	Security Description	Par Value/Units	Purchase Date Book Yield	Cost Value Book Value	Mkt Price Mkt YTM	Market Value Accrued Int.	% of Port. Gain/Loss	Moody/S&P Fitch	Maturity Duration
ABS									
43814WAB1	Honda Auto Receivables Trust 2019-1 A2 2.75% Due 9/20/2021	34,483.41	02/19/2019 2.77%	34,481.19 34,481.92	100.39 1.91%	34,617.34 34.24	0.73% 135.42	NR / AAA AAA	1.72 0.45
47789JAB2	John Deere Owner Trust 2019-A A2 2.85% Due 12/15/2021	25,411.83	03/05/2019 2.87%	25,410.67 25,411.01	100.33 2.03%	25,494.49 32.19	0.54% 83.48	Aaa / NR AAA	1.96 0.39
47788CAC6	John Deere Owner Trust 2018-A A3 2.66% Due 4/18/2022	12,461.11	02/21/2018 2.68%	12,460.21 12,460.61	100.38 1.95%	12,508.06 14.73	0.26% 47.45	Aaa / NR AAA	2.30 0.52
43814UAG4	Honda Auto Receivables Trust 2018-2 A3 3.01% Due 5/18/2022	15,000.00	05/22/2018 3.03%	14,999.67 14,999.80	100.92 1.90%	15,138.38 16.30	0.32% 138.58	NR / AAA AAA	2.38 0.82
43815HAC1	Honda Auto Receivables Trust 2018-3 A3 2.95% Due 8/22/2022	40,000.00	08/21/2018 2.98%	39,994.51 39,996.36	101.01 1.91%	40,403.12 32.78	0.85% 406.76	Aaa / NR AAA	2.64 0.95
43815NAC8	Honda Auto Receivables Trust 2019-3 A3 1.78% Due 8/15/2023	35,000.00	08/20/2019 1.79%	34,999.71 34,999.74	99.77 1.89%	34,920.55 27.69	0.73% (79.19)	Aaa / AAA NR	3.62 2.16
477870AC3	John Deere Owner Trust 2019-B A3 2.21% Due 12/15/2023	15,000.00	07/16/2019 2.23%	14,996.82 14,997.14	100.65 1.92%	15,098.12 14.73	0.32% 100.98	Aaa / NR AAA	3.96 2.19
65479JAD5	Nissan Auto Receivables Owner 2019-C A3 1.93% Due 7/15/2024	35,000.00	10/16/2019 1.94%	34,998.15 34,998.22	100.04 1.92%	35,013.90 30.02	0.74% 15.68	Aaa / AAA NR	4.54 2.45
Total ABS		212,356.35	2.50%	212,340.93 212,344.80	1.93%	213,193.96 202.68	4.48% 849.16	Aaa / AAA AAA	2.94 1.30
AGENCY									
3135G0T29	FNMA Note 1.5% Due 2/28/2020	80,000.00	Various 1.62%	79,728.80 79,985.55	99.98 1.61%	79,984.56 410.00	1.69% (0.99)	Aaa / AA+ AAA	0.16 0.16
313378J77	FHLB Note 1.875% Due 3/13/2020	90,000.00	11/09/2015 1.69%	90,702.90 90,031.97	100.04 1.66%	90,037.62 506.25	1.90% 5.65	Aaa / AA+ NR	0.20 0.20
3133834H1	FHLB Note 1.375% Due 6/12/2020	90,000.00	06/23/2016 1.20%	90,616.50 90,069.35	99.87 1.66%	89,885.79 65.31	1.89% (183.56)	Aaa / AA+ AAA	0.45 0.44
313378CR0	FHLB Note 2.25% Due 3/11/2022	100,000.00	09/15/2017 1.81%	101,867.00 100,914.08	101.30 1.64%	101,302.10 687.50	2.14% 388.02	Aaa / AA+ NR	2.19 2.12



CUSIP	Security Description	Par Value/Units	Purchase Date Book Yield	Cost Value Book Value	Mkt Price Mkt YTM	Market Value Accrued Int.	% of Port. Gain/Loss	Moody/S&P Fitch	Maturity Duration
AGENCY									
3135G0T78	FNMA Note 2% Due 10/5/2022	100,000.00	11/30/2017 2.18%	99,175.00 99,529.90	101.08 1.60%	101,075.40 477.78	2.13% 1,545.50	Aaa / AA+ AAA	2.76 2.67
3130A3KM5	FHLB Note 2.5% Due 12/9/2022	90,000.00	12/20/2017 2.32%	90,756.00 90,447.18	102.48 1.63%	92,234.25 137.50	1.94% 1,787.07	Aaa / AA+ NR	2.94 2.83
3135G0T94	FNMA Note 2.375% Due 1/19/2023	75,000.00	03/06/2018 2.71%	73,849.50 74,279.56	102.26 1.61%	76,693.50 801.56	1.63% 2,413.94	Aaa / AA+ AAA	3.05 2.91
3130ADRG9	FHLB Note 2.75% Due 3/10/2023	100,000.00	01/17/2019 2.71%	100,154.00 100,118.56	103.34 1.67%	103,336.10 847.92	2.19% 3,217.54	Aaa / AA+ NR	3.19 3.03
3137EAEN5	FHLMC Note 2.75% Due 6/19/2023	75,000.00	07/19/2018 2.88%	74,570.25 74,697.14	103.86 1.60%	77,894.85 68.75	1.64% 3,197.71	Aaa / AA+ AAA	3.47 3.30
3133EKZK5	FFCB Note 1.6% Due 8/14/2023	100,000.00	08/19/2019 1.54%	100,220.00 100,199.74	99.88 1.64%	99,875.10 608.89	2.11% (324.64)	Aaa / AA+ AAA	3.62 3.48
313383YJ4	FHLB Note 3.375% Due 9/8/2023	50,000.00	12/28/2018 2.71%	51,460.00 51,147.87	106.09 1.66%	53,045.45 529.69	1.13% 1,897.58	Aaa / AA+ NR	3.69 3.44
3135G0U43	FNMA Note 2.875% Due 9/12/2023	90,000.00	09/12/2018 2.96%	89,631.00 89,726.89	104.39 1.65%	93,947.13 783.44	1.99% 4,220.24	Aaa / AA+ AAA	3.70 3.48
3130A0F70	FHLB Note 3.375% Due 12/8/2023	100,000.00	12/13/2018 2.93%	102,036.00 101,607.55	106.23 1.73%	106,227.60 215.63	2.24% 4,620.05	Aaa / AA+ AAA	3.94 3.69
3133EJ3Q0	FFCB Note 2.875% Due 12/21/2023	100,000.00	01/30/2019 2.72%	100,705.00 100,572.69	104.73 1.64%	104,726.50 79.86	2.20% 4,153.81	Aaa / AA+ AAA	3.98 3.75
3135G0V34	FNMA Note 2.5% Due 2/5/2024	75,000.00	02/21/2019 2.62%	74,589.75 74,660.73	103.09 1.71%	77,320.28 760.42	1.64% 2,659.55	Aaa / AA+ AAA	4.10 3.85
3130A0XE5	FHLB Note 3.25% Due 3/8/2024	100,000.00	03/18/2019 2.48%	103,573.00 103,006.36	106.35 1.67%	106,353.90 1,020.14	2.26% 3,347.54	Aaa / AA+ NR	4.19 3.89
3133EKNX0	FFCB Note 2.16% Due 6/3/2024	100,000.00	06/25/2019 1.86%	101,389.00 101,243.48	101.76 1.74%	101,758.70 168.00	2.14% 515.22	Aaa / AA+ AAA	4.43 4.20
3130A1XJ2	FHLB Note 2.875% Due 6/14/2024	100,000.00	06/12/2019 2.00%	104,140.00 103,684.53	105.00 1.71%	104,995.40 135.76	2.21% 1,310.87	Aaa / AA+ NR	4.46 4.18
3135G0V75	FNMA Note 1.75% Due 7/2/2024	100,000.00	07/08/2019 1.92%	99,216.00 99,291.82	100.11 1.72%	100,114.00 840.97	2.12% 822.18	Aaa / AA+ AAA	4.51 4.28
3130A2UW4	FHLB Note 2.875% Due 9/13/2024	75,000.00	09/13/2019 1.78%	78,891.75 78,663.45	105.23 1.71%	78,924.75 646.88	1.67% 261.30	Aaa / AA+ AAA	4.71 4.37



CUSIP	Security Description	Par Value/Units	Purchase Date Book Yield	Cost Value Book Value	Mkt Price Mkt YTM	Market Value Accrued Int.	% of Port. Gain/Loss	Moody/S&P Fitch	Maturity Duration
AGENCY									
3133EKP75	FFCB Note 1.6% Due 9/17/2024	100,000.00	10/15/2019 1.68%	99,627.00 99,642.97	99.25 1.77%	99,249.80 462.22	2.09% (393.17)	Aaa / AA+ AAA	4.72 4.50
Total Agency		1,890,000.00	2.19%	1,906,898.45 1,903,521.37	1.67%	1,938,982.78 10,254.47	40.94% 35,461.41	Aaa / AA+ AAA	3.30 3.12
COMMERCIAL PAPER									
62479LDV4	MUFG Bank Ltd Discount CP 1.9% Due 4/29/2020	100,000.00	10/29/2019 1.95%	99,034.17 99,371.95	99.37 1.95%	99,371.95 0.00	2.09% 0.00	P-1 / A-1 NR	0.33 0.33
Total Commercial Paper		100,000.00	1.95%	99,034.17 99,371.95	1.95%	99,371.95 0.00	2.09% 0.00	P-1 / A-1 NR	0.33 0.33
MONEY MARKET FUND FI									
31846V807	First American Treasury MMF Class Y	133,008.44	Various 1.22%	133,008.44 133,008.44	1.00 1.22%	133,008.44 0.00	2.79% 0.00	Aaa / AA+ AAA	0.00 0.00
Total Money Market Fund FI		133,008.44	1.22%	133,008.44 133,008.44	1.22%	133,008.44 0.00	2.79% 0.00	Aaa / AA+ AAA	0.00 0.00
SUPRANATIONAL									
45950KCM0	International Finance Corp Note 2.25% Due 1/25/2021	40,000.00	01/18/2018 2.35%	39,882.40 39,958.15	100.60 1.68%	40,239.76 390.00	0.85% 281.61	Aaa / AAA NR	1.07 1.04
4581X0CZ9	Inter-American Dev Bank Note 1.75% Due 9/14/2022	75,000.00	01/02/2018 2.38%	72,918.75 73,801.52	100.23 1.66%	75,175.50 390.10	1.59% 1,373.98	Aaa / AAA AAA	2.71 2.62
Total Supranational		115,000.00	2.37%	112,801.15 113,759.67	1.67%	115,415.26 780.10	2.44% 1,655.59	Aaa / AAA AAA	2.13 2.07
US CORPORATE									
40428HPR7	HSBC USA Inc Note 2.35% Due 3/5/2020	50,000.00	06/15/2017 2.12%	50,300.50 50,019.45	100.05 2.05%	50,025.55 378.61	1.06% 6.10	A2 / A A+	0.18 0.18



CUSIP	Security Description	Par Value/Units	Purchase Date Book Yield	Cost Value Book Value	Mkt Price Mkt YTM	Market Value Accrued Int.	% of Port. Gain/Loss	Moody/S&P Fitch	Maturity Duration
US CORPORATE									
437076BQ4	Home Depot Note 1.8% Due 6/5/2020	55,000.00	05/24/2017 1.82%	54,968.10 54,995.46	99.95 1.92%	54,970.52 71.50	1.16% (24.94)	A2 / A A	0.43 0.42
857477AS2	State Street Bank Note 2.55% Due 8/18/2020	50,000.00	01/30/2017 2.13%	50,709.50 50,126.21	100.40 1.91%	50,199.25 471.04	1.06% 73.04	A1 / A AA-	0.63 0.62
74005PBP8	Praxair Note 2.25% Due 9/24/2020	50,000.00	04/25/2017 1.98%	50,440.50 50,094.47	100.42 1.67%	50,210.00 303.13	1.06% 115.53	A2 / A NR	0.73 0.72
00440EAT4	Chubb INA Holdings Inc Callable Note Cont 10/3/2020 2.3% Due 11/3/2020	50,000.00	11/25/2019 1.87%	50,180.50 50,160.19	100.35 1.82%	50,177.10 185.28	1.06% 16.91	A3 / A A	0.84 0.75
92826CAB8	Visa Inc Callable Note Cont 11/14/2020 2.2% Due 12/14/2020	60,000.00	05/09/2017 2.02%	60,373.80 60,099.15	100.40 1.78%	60,238.98 62.33	1.27% 139.83	Aa3 / AA- NR	0.96 0.94
369550BE7	General Dynamics Corp Note 3% Due 5/11/2021	50,000.00	06/28/2018 3.08%	49,892.50 49,949.07	101.68 1.74%	50,841.45 208.33	1.07% 892.38	A2 / A+ NR	1.36 1.33
931142EJ8	Wal-Mart Stores Note 3.125% Due 6/23/2021	50,000.00	06/20/2018 3.13%	49,997.50 49,998.77	102.14 1.65%	51,069.10 34.72	1.07% 1,070.33	Aa2 / AA AA	1.48 1.44
68389XAP0	Oracle Corp Note 2.5% Due 10/15/2022	40,000.00	04/03/2019 2.71%	39,724.40 39,782.34	101.86 1.81%	40,742.08 211.11	0.86% 959.74	A1 / A+ A	2.79 2.67
808513AT2	Charles Schwab Corp Callable Note Cont 12/25/2022 2.65% Due 1/25/2023	50,000.00	02/13/2018 3.08%	49,020.50 49,392.22	101.96 1.97%	50,979.60 574.17	1.08% 1,587.38	A2 / A A	3.07 2.83
084670BR8	Berkshire Hathaway Callable Note Cont 1/15/2023 2.75% Due 3/15/2023	50,000.00	04/26/2018 3.31%	48,752.50 49,180.71	102.54 1.88%	51,271.20 404.86	1.09% 2,090.49	Aa2 / AA A+	3.21 2.89
911312BK1	UPS Callable Note Cont 3/1/2023 2.5% Due 4/1/2023	50,000.00	04/18/2018 3.21%	48,392.00 48,944.61	101.84 1.90%	50,920.15 312.50	1.08% 1,975.54	A2 / A NR	3.25 3.02
037833AK6	Apple Inc Note 2.4% Due 5/3/2023	50,000.00	04/11/2019 2.70%	49,426.00 49,527.29	101.71 1.87%	50,853.20 193.33	1.07% 1,325.91	Aa1 / AA+ NR	3.34 3.19
097023BQ7	Boeing Co Callable Note Cont 4/15/2023 1.875% Due 6/15/2023	50,000.00	02/13/2019 2.98%	47,778.50 48,228.14	99.38 2.06%	49,687.55 41.67	1.04% 1,459.41	A3 / A- A	3.46 3.32
02665WCJ8	American Honda Finance Note 3.45% Due 7/14/2023	20,000.00	07/11/2018 3.49%	19,965.40 19,975.53	104.69 2.07%	20,938.54 320.08	0.45% 963.01	A2 / A NR	3.54 3.28



CUSIP	Security Description	Par Value/Units	Purchase Date Book Yield	Cost Value Book Value	Mkt Price Mkt YTM	Market Value Accrued Int.	% of Port. Gain/Loss	Moody/S&P Fitch	Maturity Duration
US CORPORATE									
06406FAD5	Bank of NY Mellon Corp Callable Note Cont 6/16/2023 2.2% Due 8/16/2023	40,000.00	08/24/2018 3.38%	37,856.40 38,436.61	101.02 1.89%	40,409.32 330.00	0.86% 1,972.71	A1 / A AA-	3.63 3.29
89236TFN0	Toyota Motor Credit Corp Note 3.45% Due 9/20/2023	60,000.00	01/30/2019 3.17%	60,722.40 60,579.80	105.24 1.98%	63,143.70 580.75	1.34% 2,563.90	Aa3 / AA- A+	3.72 3.46
91159HHV5	US Bancorp Callable Note Cont 1/5/2024 3.375% Due 2/5/2024	50,000.00	03/28/2019 2.80%	51,270.50 51,067.86	105.01 2.06%	52,506.15 684.38	1.12% 1,438.29	A1 / A+ AA-	4.10 3.71
06051GHF9	Bank of America Corp Callable Note 1X 3/5/2023 3.55% Due 3/5/2024	25,000.00	05/08/2019 3.08%	25,377.25 25,326.69	103.79 2.30%	25,946.38 285.97	0.55% 619.69	A2 / A- A+	4.18 2.97
46625HJX9	JP Morgan Chase Note 3.625% Due 5/13/2024	50,000.00	12/05/2019 2.20%	52,994.00 52,951.41	106.01 2.17%	53,005.60 241.67	1.12% 54.19	A2 / A- AA-	4.37 4.03
69371RQ25	Paccar Financial Corp Note 2.15% Due 8/15/2024	25,000.00	08/08/2019 2.20%	24,944.75 24,948.95	99.91 2.17%	24,977.90 203.06	0.53% 28.95	A1 / A+ NR	4.63 4.34
Total US Corporate		975,000.00	2.65%	973,087.50 973,784.93	1.92%	993,113.32 6,098.49	20.99% 19,328.39	A1 / A+ A+	2.43 2.25
US TREASURY									
912828K58	US Treasury Note 1.375% Due 4/30/2020	75,000.00	12/13/2016 1.57%	74,519.78 74,953.23	99.91 1.66%	74,929.50 175.65	1.58% (23.73)	Aaa / AA+ AAA	0.33 0.33
912828M98	US Treasury Note 1.625% Due 11/30/2020	90,000.00	02/27/2017 1.66%	89,884.29 89,971.81	99.98 1.65%	89,978.94 127.87	1.89% 7.13	Aaa / AA+ AAA	0.92 0.90
912828S27	US Treasury Note 1.125% Due 6/30/2021	75,000.00	06/15/2017 1.67%	73,415.29 74,413.39	99.30 1.60%	74,475.60 2.32	1.56% 62.21	Aaa / AA+ AAA	1.50 1.48
912828T34	US Treasury Note 1.125% Due 9/30/2021	90,000.00	08/15/2017 1.72%	87,880.38 89,102.05	99.20 1.59%	89,275.77 257.27	1.88% 173.72	Aaa / AA+ AAA	1.75 1.72
912828V72	US Treasury Note 1.875% Due 1/31/2022	100,000.00	10/18/2017 1.93%	99,769.53 99,887.86	100.59 1.59%	100,585.90 784.65	2.13% 698.04	Aaa / AA+ AAA	2.09 2.02
912828W89	US Treasury Note 1.875% Due 3/31/2022	100,000.00	10/25/2017 2.02%	99,390.63 99,690.98	100.64 1.59%	100,636.70 476.43	2.12% 945.72	Aaa / AA+ AAA	2.25 2.19
9128282P4	US Treasury Note 1.875% Due 7/31/2022	75,000.00	01/26/2018 2.43%	73,227.54 73,984.39	100.71 1.59%	75,530.25 588.49	1.60% 1,545.86	Aaa / AA+ AAA	2.58 2.50



CUSIP	Security Description	Par Value/Units	Purchase Date Book Yield	Cost Value Book Value	Mkt Price Mkt YTM	Market Value Accrued Int.	% of Port. Gain/Loss	Moody/S&P Fitch	Maturity Duration
US TREASURY									
912828M80	US Treasury Note 2% Due 11/30/2022	90,000.00	02/23/2018 2.62%	87,507.42 88,474.05	101.13 1.60%	91,016.01 157.38	1.91% 2,541.96	Aaa / AA+ AAA	2.92 2.82
9128284D9	US Treasury Note 2.5% Due 3/31/2023	70,000.00	04/19/2018 2.75%	69,179.69 69,461.76	102.77 1.62%	71,941.38 444.67	1.52% 2,479.62	Aaa / AA+ AAA	3.25 3.10
912828R69	US Treasury Note 1.625% Due 5/31/2023	200,000.00	Various 2.85%	189,402.34 192,249.50	100.00 1.62%	200,007.80 284.16	4.21% 7,758.30	Aaa / AA+ AAA	3.42 3.30
912828U57	US Treasury Note 2.125% Due 11/30/2023	75,000.00	01/30/2019 2.56%	73,520.51 73,801.48	101.78 1.65%	76,335.90 139.34	1.61% 2,534.42	Aaa / AA+ AAA	3.92 3.74
912828V80	US Treasury Note 2.25% Due 1/31/2024	100,000.00	04/29/2019 2.32%	99,699.22 99,741.82	102.32 1.66%	102,316.40 941.58	2.17% 2,574.58	Aaa / AA+ AAA	4.09 3.86
912828YV6	US Treasury Note 1.5% Due 11/30/2024	100,000.00	12/11/2019 1.68%	99,152.34 99,161.68	99.19 1.67%	99,191.40 131.15	2.09% 29.72	Aaa / AA+ AAA	4.92 4.71
Total US Treasury		1,240,000.00	2.18%	1,216,548.96 1,224,894.00	1.62%	1,246,221.55 4,510.96	26.27% 21,327.55	Aaa / AA+ AAA	2.72 2.62
TOTAL PORTFOLIO		4,665,364.79	2.27%	4,653,719.60 4,660,685.16	1.71%	4,739,307.26 21,846.70	100.00% 78,622.10	Aa1 / AA AAA	2.77 2.55
TOTAL MARKET VALUE PLUS ACCRUED						4,761,153.96			

California State Treasurer
Fiona Ma, CPA



Local Agency Investment Fund
P.O. Box 942809
Sacramento, CA 94209-0001
(916) 653-3001

January 03, 2020

[LAIF Home](#)
[PMIA Average Monthly Yields](#)

NORTHERN CALIFORNIA SPECIAL DISTRICTS
INSURANCE AUTHORITY
EXECUTIVE DIRECTOR
9280 W. STOCKTON BLVD., SUITE 102
ELK GROVE, CA 95758

[Tran Type Definitions](#)

//

December 2019 Statement

Effective Date	Transaction Date	Tran Type	Confirm Number	Authorized Caller	Amount
12/24/2019	12/23/2019	RW	1626378	RICK KREPELKA	-200,000.00

Account Summary

Total Deposit:	0.00	Beginning Balance:	2,100,553.93
Total Withdrawal:	-200,000.00	Ending Balance:	1,900,553.93



BETTY T. YEE

California State Controller

LOCAL AGENCY INVESTMENT FUND
REMITTANCE ADVICE

Agency Name

NO CALIF SPEC DIST INS AUTH

As of 01/15/2020, your Local Agency Investment Fund account has been directly credited with the interest earned on your deposits for the quarter ending 12/31/2019.

Earnings Ratio		.00006250085778970
Interest Rate		2.29%
Dollar Day Total	\$	191,519,221.70
Quarter End Principal Balance	\$	1,900,553.93
Quarterly Interest Earned	\$	11,970.12